



TIMEWASH® COUNTDOWN TIMER



Operating Instructions



Product code:



806-201

Supplied by
Electronic Temperature Instruments Ltd
Worthing · West Sussex · BN14 8HQ
01903 202151 · sales@etiltd.com · etiltd.com


INSTRUMENT OPERATION - Remove the battery cover with a screwdriver and insert two x AAA batteries making sure the polarities are correct. Retighten the battery cover ensuring the gasket stays in place so that the timer remains water resistant. An alarm tone will sound and the timer will display '00:00'. The timer is then ready to use.

TO SET REQUESTED TIME - To set the timer, press the 'SET' button positioned on the back of the unit. Pre-set times are 20, 30, 40 seconds and 1, 2, 3, 4 and 10 minutes. The pre-set time programmed will be shown in the display. Please note that whilst the pre-set time is being programmed, the motion sensor will not work. After the chosen time is set the motion sensor will start to capture motion again after five seconds.

TO USE THE TIMER - Wave your hand in front of the motion sensor  to activate the pre-set time selected, the wash hand symbol  will then appear in the screen when the countdown is happening. Once the time has elapsed the alarm will sound and the digits will flash. After 10 seconds the display will reset to the pre-set time selected. If the sensor isn't active for two minutes, it will automatically power off.

The timer will remember the last selected time which can be recalled by a wave of your hand in front of the motion sensor . When you wave your hand again in front of the motion sensor  the timer will start to count down.

The timer is supplied with a Velcro pad for easy positioning.

BATTERY REPLACEMENT - Replace the battery when the low battery symbol  illuminates or if the display dims. Remove the battery cover with a screwdriver and insert two x AAA batteries making sure the polarities are correct. Retighten the battery cover ensuring the gasket stays in place so that the timer remains water resistant.

GUARANTEE - This instrument carries a one-year guarantee against defects in either components or workmanship. During this period, products that prove to be defective will, at the discretion of ETI, be either repaired or replaced without charge. The product guarantee does not cover damage caused by fair wear and tear, abnormal storage conditions, incorrect use, accidental misuse, abuse, neglect, misapplication or modification. Full details of liability are available within ETI's Terms & Conditions of Sale at etiltd.com/ terms. In line with our policy of continuous development, we reserve the right to amend our product specification without prior notice.