


## All Surfaces & Floor Cleaner

Health & Safety  
Please refer to relevant MSDS



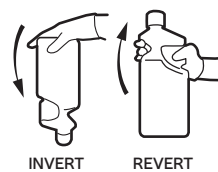
Don't forget  
**PPE**



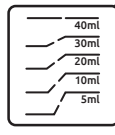
1



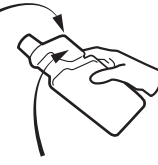
2



INVERT REVERT



MEASURE GUIDE



MEASURING CHAMBER

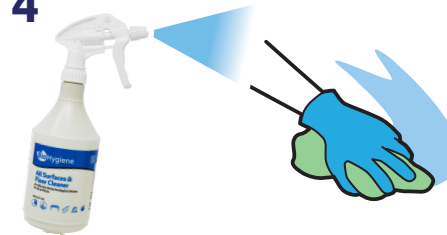
Tip bottle and use guide to measure correct dilution in the measuring chamber. Remove cap and pour.

3



Dilute 5ml of product into a trigger spray.  
1x1L makes up to 200 spray bottles.


4



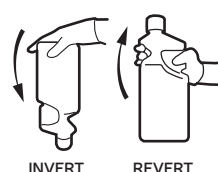
Spray and wipe with a cloth.

Do not rinse as  
BioHygiene  
special invisible  
biofilms offer  
residual  
protection.

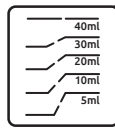
1



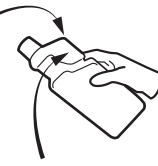
2



INVERT REVERT



MEASURE GUIDE



MEASURING CHAMBER


Tip bottle and use guide to measure correct dilution in the measuring chamber. Remove cap and pour.

3



Dilute 15ml of product into a bucket.  
1x1L Makes 67 buckets.


4



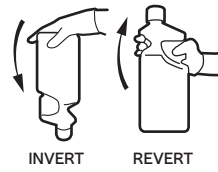
Mop. No need to rinse.

Cold Water  
Recommended

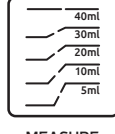
1



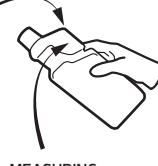
2



INVERT REVERT



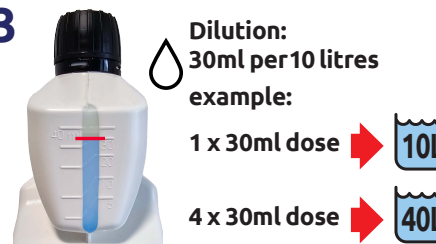
MEASURE GUIDE



MEASURING CHAMBER

Tip bottle and use guide to measure correct dilution in the measuring chamber. Remove cap and pour.

3




Dilution:  
30ml per 10 litres  
example:

1 x 30ml dose → 10L

4 x 30ml dose → 40L

4



Use as directed.